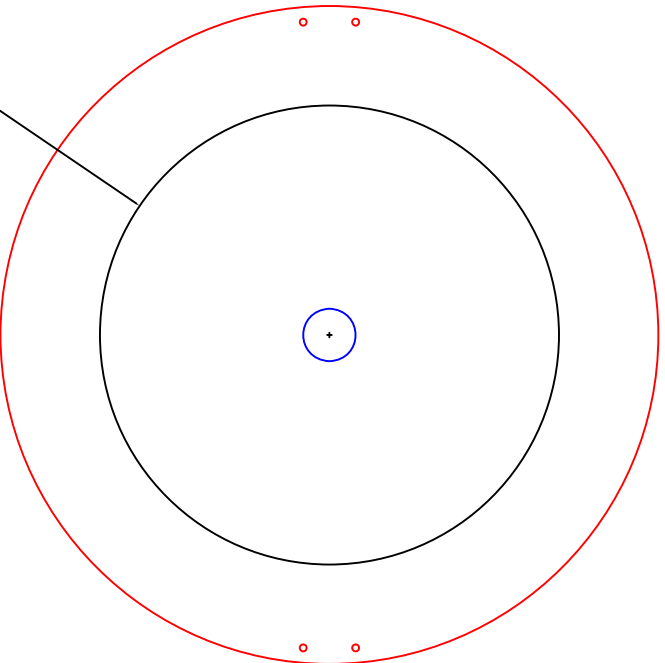
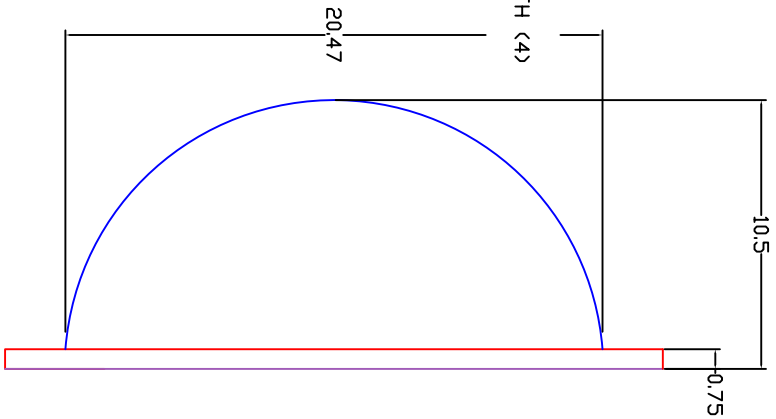
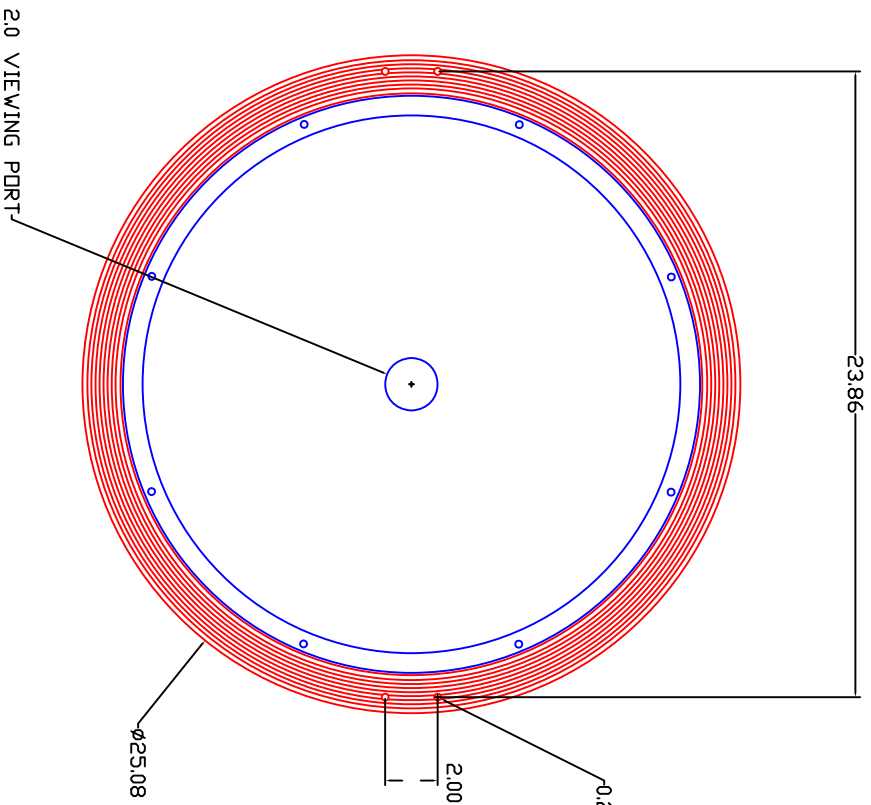


REVISIONS				
ZONE	REV.	DESCRIPTION	DATE	APPROVED



- NOTES:
1. POWER
 2. EMISSION COLOR
 3. 10 FT POWER CORD SUPPLIED
 4. WEIGHT
 5. METAPHASE RECOMMENDS USING ALL 4 MTG HOLES

PROPRIETARY AND CONFIDENTIAL
 THE INFORMATION CONTAINED IN THIS DRAWING IS THE SOLE PROPERTY OF METAPHASE TECH. NO REPRODUCTION IN PART OR AS A WHOLE WITHOUT WRITTEN PERMISSION IS PROHIBITED.

UNLESS OTHERWISE SPECIFIED		DRAMAN	NAME	DATE
DIMENSIONS ARE IN INCHES	TOLERANCES	CHECKED		
ANGLES IN DEGREES	FINISH	ENG APPR.		
ANGULAR INCH	INTERPRET GEOMETRIC TOLERANCING PER	MFG APPR.		
TWO PLACE DECIMAL ±	DATE			
THREE PLACE DECIMAL ±	COMMENTS			
INTERPRET GEOMETRIC TOLERANCING PER				
FINISH				
DO NOT SCALE DRAWING				
USED ON				
NEXT ASSY				
APPLICATION				

TITLE: METAPHASE TECH

17.5 DOME

SIZE DWG. NO.

SCALE: 1:1 WEIGHT: REV A

SHEET 1 OF 1